



## The Music Pocket Lexicon For Cell Phones

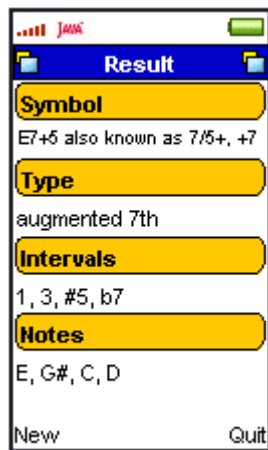
## Table of contents

<b>1</b>	<b>About the program .....</b>	<b>3</b>
<b>2</b>	<b>Chords &amp; Scales .....</b>	<b>5</b>
2.1	Notes.....	5
2.1.1	Single notes.....	5
2.2	Chords .....	6
2.2.1	Keynote .....	6
2.2.1.1	Chords.....	6
2.3	Scales .....	6
2.3.1	Keynote .....	6
2.3.1.1	Scales.....	6
<b>3</b>	<b>Search.....</b>	<b>7</b>
<b>4</b>	<b>History .....</b>	<b>7</b>
<b>5</b>	<b>Help.....</b>	<b>7</b>
<b>6</b>	<b>Language.....</b>	<b>7</b>
<b>7</b>	<b>Info.....</b>	<b>7</b>
<b>8</b>	<b>Exit.....</b>	<b>8</b>
<b>9</b>	<b>Customer support service .....</b>	<b>8</b>

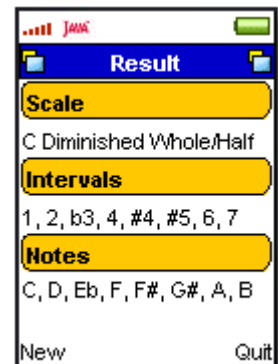
## 1 About the program

ChordDiver is a chord and scale library for cell phones which support Java. ChordDiver allows you to find chords, notes, intervals, scales, reverse chords and alternate chord spellings. You can use ChordDiver as a tablature chord dictionary and more.

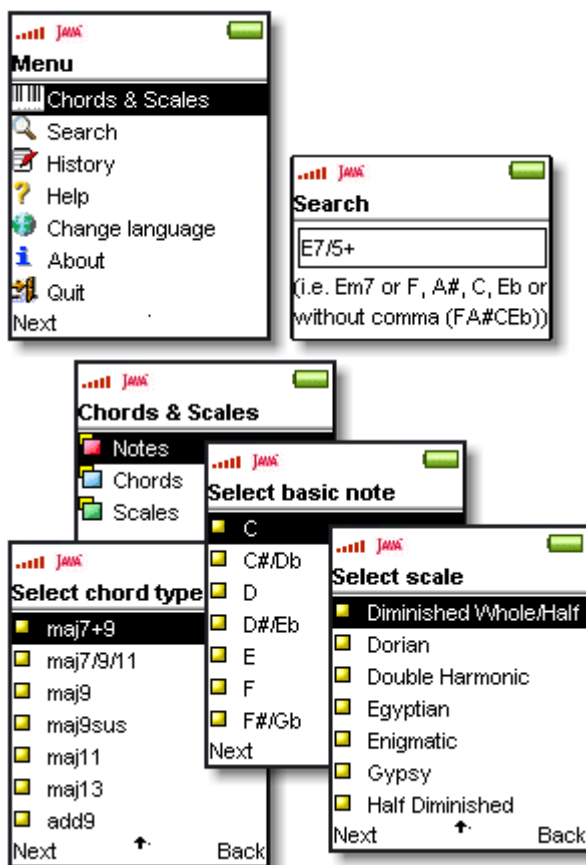
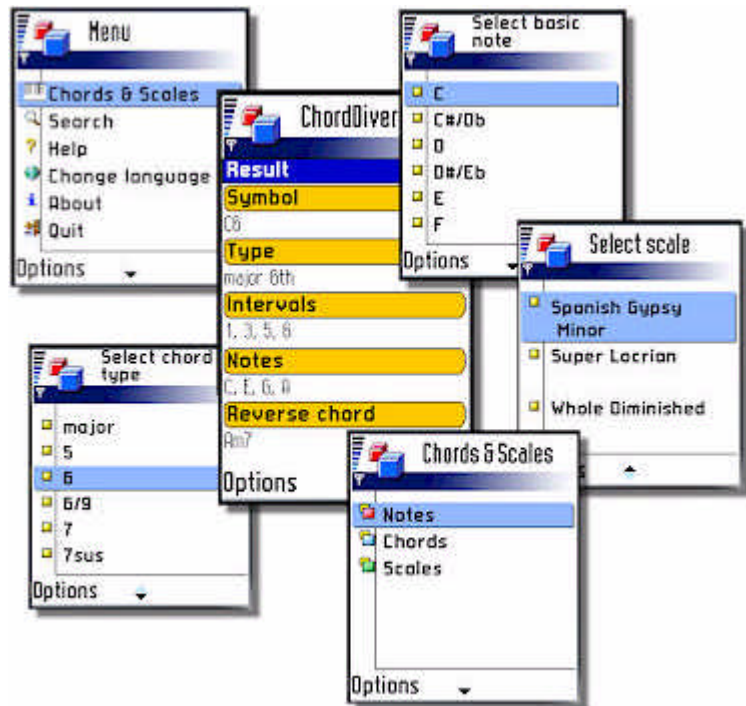
### ChordDiver - Features:



- Great number of chords.
- Great number of scales.
- Supports alternate chord spellings.
- Derives reverse chords.
- User friendly dictionary interface.
- Keeps a list of expressions that you searched recently ("history") and provides the quick access to it.
- The ability to change language between English and German.



Musicians of all levels can use this software as a dictionary and more. The benefit of ChordDiver is a user friendly dictionary interface, fast dictionary engine, a great number of the dictionary entries and a small memory requirement.



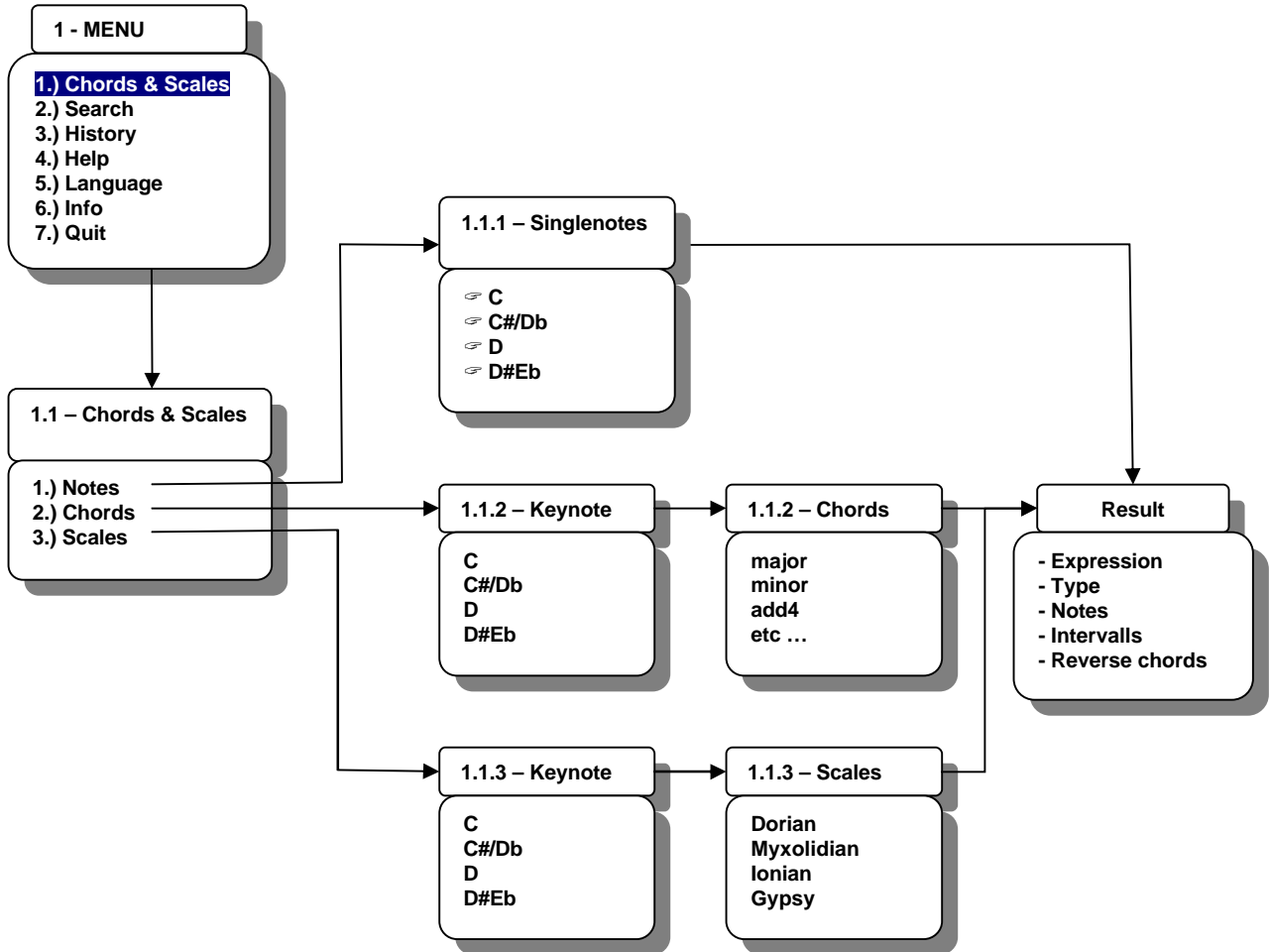
ChordDiver can help you figure out the name of a chord. Enter the notes of the chord you are trying to name. Then ChordDiver will attempt to name the chord for you.

This software is an arpeggio finder. Choose a root, then a chord name. ChordDiver will then display all of the notes of that particular arpeggio.

Use ChordDiver as a scale finder. Choose a root and then choose a scale name. The software will then display all of the notes in the scale within the range.

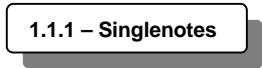
## 2 Chords & Scales

This menu item allows you to find chords by selecting notes and expressions in the sub items. ChordDiver will show all information about your selection.



### 2.1 Notes

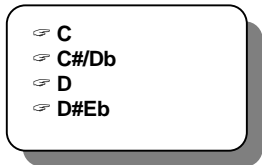
This menu item allows you find a chord by selecting single notes.



#### 2.1.1 Single notes

Select notes of your choice and then choose [**Next**].

Choose [**Back**] to get to the previous screen.



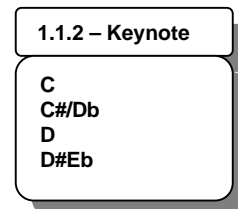
## 2.2 Chords

Determine a chord by selecting a keynote and a chord expression from a list.

### 2.2.1 Keynote

Select a keynote of your choice and then choose [**Next**].

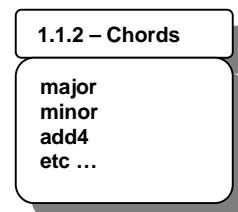
Choose [**Back**] to get to the previous screen.



#### 2.2.1.1 Chords

Select a chord of your choice and then choose [**Next**].

Choose [**Back**] to get to the previous screen.



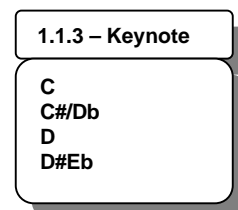
## 2.3 Scales

Determine a scale by selecting a keynote and a scale expression from a list.

### 2.3.1 Keynote

Select a keynote of your choice and then choose [**Next**].

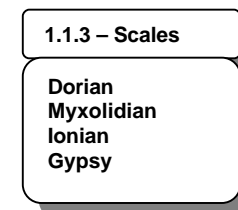
Choose [**Back**] to get to the previous screen.



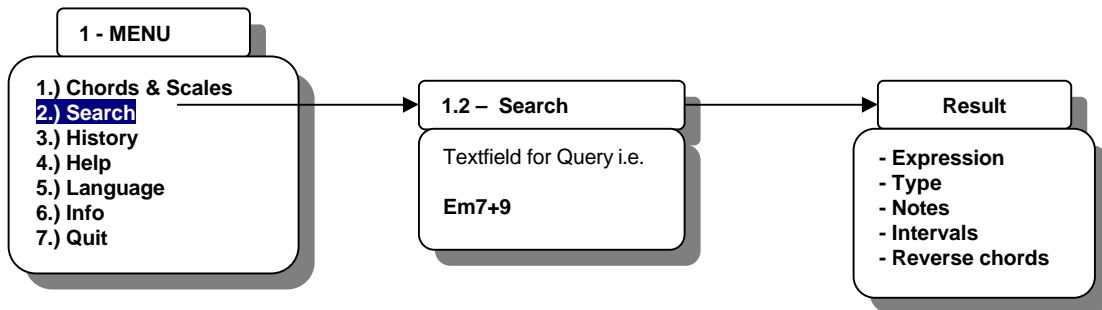
#### 2.3.1.1 Scales

Select a scale of your choice and then choose [**Next**].

Choose [**Back**] to get to the previous screen.



### 3 Search



This menu item allows you set your query by text. Enter a chord or notes in the text field (i.e. Em7 or F,A#,C,Eb or without comma FA#CEb).

### 4 History

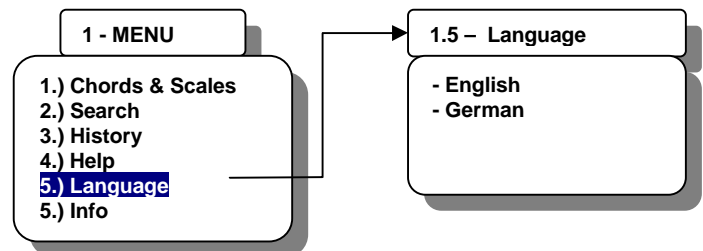
This menu item shows your last 5 queries. Select one of the entries to see the results again. Or you can even delete one or all entries by selection.  
Notice: Changing the language will remove all entries from the history.

### 5 Help

This menu item shows a short description of **Chords & Scales**, **Search** and **History**.

### 6 Language

This menu item allows you to select languages.



Notice: Changing the language will remove all entries from the history.

### 7 Info

This menu item shows the vendor and version information.

## **8 Exit**

Select this menu item to leave ChordDiver.

## **9 Customer support service**

In case of questions about function and marketing, please feel free to contact us under [info@microtools.de](mailto:info@microtools.de).

Web site: <http://www.microtools.de>

Your reports and comments are much appreciated. They help us to improve our programs quality. Thank you in advance for your reports!